



MICRONEWS

CANADIAN MICRO MINERAL ASSOCIATION

Member of the
[Gem & Mineral Federation of Canada](#)



Vol. 44, No. 3 May 2010

Website — <http://canadianmicrominerals.ca>
E-mail — bill.lechner@rogers.com

President

Bill Lechner
21 Hathway Dr.
Scarborough, ON
M1P 4L4
416-438-8908
bill.lechner@rogers.com

Vice President

Quintin Wight
525 Fielding Dr.
Ottawa, ON
K1V 7G7
613-526-4868
qwight@sympatico.ca

Treasurer

Blair Campbell
40 Ravenview Dr
Scarborough, ON
M1E 3M1
416-282-5319
oky759@yahoo.com

Secretary

Blair Batty
Box 740, 375 2nd Ave W
Simcoe, ON
N3Y 4T2
519-426-8409
blair@amtelecom.net

Editor

Randy Ernst
2 Ferbane Place
North York, ON
M2J 1Y8
416-494-4276
remnst1004@rogers.com

Directors

Penny Curtis
Hanne Vestergaard
Al Alward

© Please note that copying of any and all parts of articles, images, tables or compilations requires permission from the author(s) and/or the CMMA.

The President's Report on The 2010 Brock University Symposium

The CMMA Brock University symposium is over for another year. This weekend always seems to go by so fast. Along with the wine and cheese sessions, the banquet, the entertaining and educational talks, the auctions and sales room action, we even managed to get some micro mounting in. I'm happy to report that this year, the elevator was even working!

At both wine and cheese get-togethers, quite a number of our members had photomicrographs to show. It's always great to see other collector's fine micros up on the screen. Digital photography has greatly increased our abilities to share these images with fellow collectors.

We had two speakers again this year. Dr Michael Wise of The Smithsonian Institution gave us two talks on Saturday: In the afternoon he spoke about pegmatites and after the banquet about the Hiddenite / Emerald find in North Carolina. Dr Kim Tait of The Royal Ontario Museum spoke to us on Sunday morning about meteorites, focusing on the ROM collection. All three presentations were very enjoyable and well received by the audience.

At the business meeting on Saturday, the present executive was acclaimed to represent and serve the CMMA membership again for another year. Usually this part of the meeting quite dry and clinical, but this year our executive made a special presentation to Percy Hornblow for his many years of service on the executive. Although Percy is no longer serving on the executive, he still continues to help out at the silent auction as well as arranging for microscope cleaning. By the way, I had my microscope cleaned this year - what a difference!

(continued)

I have booked the weekend of May 6, 7, 8, 2011 for our next CMMMA symposium, so mark your calendars. We hope to see a good showing again next year. If you have never attended this conference before or if you have not been with us for a few years, think about coming out, you won't be disappointed.

I extend my heartfelt thanks to everyone who helped in putting this conference together: all the executive and past executive members for their efforts, Tony Steede for his inimitable auctioneering, Karen Lechner for attending to the sales room, all the people who showed us photos on Friday and Saturday evening, Malcolm Back of the ROM for their donations to our auctions and Nancy Sutton of Brock University for helping us to coordinate the whole shebang.

Several people have already suggested the idea of using nametags, a system we have used in the past. Since we now have several new members attending our conferences, I think this is a very good idea. If you have any other suggestions on how we might improve our symposia, please email me.

One final note: Next year, we hope to introduce a photomicrography session. A few of us sat down to discuss this possibility last Sunday and we came up with quite a few very good ideas. Bob Rothenberg has kindly agreed to head up this initiative, so if you have any suggestions, please email them to me and I will forward these on to Bob.

Bill Lechner

Photos from Brock – Bill Lechner



Heavily laden give-away table



Silent auction table



In the foreground, from left to right, Dr Kim Tait of the ROM, Dr Michael Wise of the Smithsonian Institution, Michael Wolfson, our newest member



Micromounters busy at work



Al Alward and Karen Lechner in the Sales Room

Varenes Collecting Trips

Will be on May 23rd and September 26th. Contact Hanne at 905-791-5589.

Another 'Type' Species for Mont Saint-Hilaire: by A.H. (Tony) Steede

Dr. Andy McDonald (Laurentian University) and Dr. Paula Piilonen (Canadian Museum of Nature) have collaborated to solve another Mont Saint-Hilaire riddle – UK 60. (UK 60a is apparently the same species; the barium/strontium differences do not constitute different minerals). The name, if it has been approved, has not been released and may not be available for use until publication of the analysis.

It turns out that the Aris Quarry in Namibia has the same mineral and it will be proposed that it and Mont Saint-Hilaire will be co-type locations. UK 60 is a Na – REE fluorocarbonate hydrate, with non-essential Ba and/or Sr. Aris has both La and Ce dominant phases while only the Ce dominant one has been found at Mont Saint-Hilaire.

As can be surmised from the UK number, this mineral was found at Mont Saint-Hilaire some years ago. It was described in the 1990 Mont Saint-Hilaire issue of the Mineralogical Record as:

“Small (0.1 mm) pearly white, hexagonal plates or flakes in rosettes or irregular clusters.”

Its occurrences and associated minerals were given as:

“Mainly in silicate cavities with microcline, eudialyte, aegirine, mosandrite, natrolite, fluorapatite, albite, clinoamphibole, and others. Also in sodalite xenolith with serandite, pyrochlore, mosandrite, microcline, aegirine, catapleiite, pyrite, pyrrhotite, goethite, fluorite, tetranatrolite, and others.”

Dr. McDonald reports that in addition to the above description, the mineral can be pale pink and can have a submetallic silvery sheen.

The mineral is found in additional environments as well. The Royal Ontario Museum has specimens found by Cynthia Peat in October of 1992 that are in vugs in sodalite syenite associated with altered eudialyte, aegirine, and natrolite coating an altered prismatic mineral. Many of the rosettes are coated by a thin film of brownish red material but the interiors are bright white and highly reflective. The flakes tend to look somewhat crinkled.

There are similar looking minerals at Mont Saint-Hilaire, but for those collectors who use a gemological spectroscope with their microscopes, the identification of this mineral is simple. The mineral contains an abundance of rare

earths, including a few that absorb light which results in dark vertical lines when viewed with the spectroscope under a bright, full spectrum, light. Combined with the physical description, the pattern of vertical lines is quite distinctive. There are two fairly faint lines in the green, a heavy line and several other strong lines in the yellow, and a very faint one in the red. The two lines in the green and the one in the red are rarely seen in other minerals found at Mont Saint-Hilaire.

Reference: Chao, G.Y., Conlon, R.P. & Van Velthuisen, J. (1990): Mont Saint-Hilaire Unknowns, *Mineralogical Record*, **21**, 365.


All of the following photomicrographs are of UK60 in the collection of Bill Lechner and all were taken by him.

Note: this article and pictures were originally published in the November 2007 but I have included it again as the name has been approved and published.

Paula Piilonen tells us that the general name "Arisite" and the species name "Arisite-(La)" are now OK to use publicly. The "Arisite-(La)" name is now in press with MinMag and should be out shortly. This mineral was formerly known as MSH UK60 and occurs at the Mont-Saint-Hilaire and Aris, Namibia quarries as well as Varennes.



Taperssuatsiaite xls "piercing" Arisite-(La) xl
Aris Quarry in Namibia



prismatic Arisite-(La) xl in Natrolite vug
Aris Quarry in Namibia



secondary "satellite" Arisite-(La) xls on central xl
Aris Quarry in Namibia



large "satellite" Arisite-(La) xls on central xl
Aris Quarry in Namibia



clusters of very thin white platy crystals of Arisite-(La)
Mont-Saint-Hilaire, Quebec, Canada



Close-up of previous picture of Arsite-(La)
Mont-Saint-Hilaire, Quebec, Canada

Minerals from Big Rock Quarry (3M quarry) - Bob Rothenberg

Granite Mountain Area, Little Rock, Pulaski Co., Arkansas, USA.

All photos by Bob from specimens in his collection.



windrows "under water"



Lazurite




Bastnaesite-(Ce)




Unusual titanite blade



Allanite/epidote




Catapleiite




Anatase with rounded face



Elongated anatase



One of the nicest pyrophanites I found



Catapleiite

LIST OF DIAMOND JO QUARRY MINERALS – Henry Barwood

Aegirine	Crandallite ?	Nepheline
Albite	Delindeite (TL)	Opal
Amphibole	Elpidite	Orthoclase
Arfvedsonite	Eudialite	Pectolite
Ferrohornblende	Flourite	Phlogopite
	Goethite	Pyrite
Magnesioarfvedsonite	Gonnardite	Pyrophanite
Anatase	Gypsum	Quartz
Ancylite	Joaquinite-(Ce)	Seidite-(Ce)
Andradite	Hematite	Siderophyllite
Apatite-(CaF)	Kassite	Sodalite
Augite	Kupletskite	Sphalerite
Barite	Labuntsovite	Tainiolite
Barytoalcite	Leucite (Pseudoleucite)	Titanite
Benitoite	Lorenzenite	Wollastonite
Brithiolite	Lourenswalsite (TL)	Zircon
Brookite	Magnetite	Zircophyllite ?
Calcite	Molybdenite	
Cancrinite	Narsarsukite	
Catapleite	Natrolite	

Micro Fossils – Peter Lee

I was at Hungry Hollow near Arkona on April 11, 2010 and collected this 8mm Beauty, Pyritized Devonian Goniatite: *Tornoceras arkonense*

5 Image frames were stacked using Helicon Focus 5.1 software



8mm Beauty, Pyritized Devonian Goniatite: *Tornoceras arkonense*
Specimen and Photo from Peter Lee

Some other great photos from Peter



2 mm x 3mm Pyritized Hypostome from Arkona.. Helicon Processed.
Specimen and Photo from Peter Lee



Arkona Trilobite Head Arkona 4mm x 8mm. Helicon processed.
Specimen and Photo from Peter Lee



1.25" Eurypterid Fort Erie ON... Bertie Lagerstätte .. Fiddlers Green Formation.
Helicon Processed.
Specimen and Photo from Peter Lee

Coming Events 2010 - 2011 – mostly courtesy of the CCFMS

Website www.ccfms.ca

June 19 🇨🇦 N.P.G.S. Annual Gem and Mineral Show

Sat 10 am-6pm in conjunction with the Beamsville Strawberry Festival
Beamsville Fairgrounds

Admission: Donation at the door

Jul 16-18 🇨🇦 28th Annual Sudbury Gem and Mineral Show, "Northern Ontario's Largest Gem, Mineral, Fossil, Bead and Rock Craft Show and Sale"

Fri. 5 pm-9pm, Sat. 10 am-6pm, Sun. 10 am-5pm.

Location : Carmichael Arena, 1298 Bancroft Drive across from Minnow Lake; 1 km. south of the Kingsway (Hwy. 17 East)

Admission: Adults \$4, Seniors \$2, Kids 6-12 \$1, Kids under 5 free with adult

Features: Dealers; displays; demonstrations; door prizes (including amethyst geode grand door prize); silent auctions; kid's activities; mineral identification; video theatre; field trip Sun. at noon; BBQ; free handouts and literature; outside dealers/swap area Sat. 11 am-4 pm; prospectors and metal detecting displays; free parking

Contact: Ed Debicki (705) 522-5140, E-mail: ed.debicki@sympatico.ca

Website: <http://www.ccfms.ca/Clubs/Sudbury/show.htm>

Jul 23-25 🇨🇦 Toronto Gem and Mineral Show and Sale presented by 3416798 Canada Inc.

Fri. 4 pm-9pm, Sat. 10 am-7pm, Sun. 10 am-5pm.

Leaside Gardens, 1073 Millwood Rd, East York, ON

Features: Precious and semi-precious gemstones, fine quality jewellery, amber, stone beads, unique worldwide crystal specimens, tools, and everything to create your own works of art!

Admission: Adults \$8, Seniors \$7, 12-18 \$6, under 12 free with adult

Contact: Ohannes Bedrossian (514) 989-9800 torontogemshow@canada.com

Jul 25 🇨🇦 Bancroft Gem & Mineral Club 15th Annual Gem & Mineral Show

Sunday 10 am-4pm.

Bancroft Legion Hall, Station St., Bancroft, ON

Admission: \$2/adult, children & students (18 yrs & under) free.

Contact: Al Burnett, R.R.1, Bancroft, ON, K0L 1C0; e-mail: alrocks16@yahoo.ca

Jul 29-1st 🇨🇦 47th Annual Rockhound Gemboree - "Canada's largest gem & mineral show"

Thurs. 10am-7pm, Fri. 10am-7pm, Sat. 10am-7pm, Sun. 10am-5pm.

Features: Over 110 dealers of fine mineral specimens, gemstone jewellery, and lapidary supplies. Highlights of the show include gold panning booth, rock and mineral talks with geologists from Natural Resources Canada, a swapping area, a mineral display and expert mineral identification services offered by Malcolm Back of the Royal Ontario Museum, and geologist-led mineral collecting field trips.

Contact: 877-410-1513 for details

Website: http://www.bancroftdistrict.com/Tourism/rock_hound_gem.php

Sept 11 🇨🇦 Open House - Robert Hall Originals Annual Rock Swap

Sat 10 am-5pm

138 Sugar Maple Road, St. George Ontario

Features: A fun family event! Swap, trade, buy & sell rocks & minerals from a variety of vendors.

Admission: Free

Contact: inquiry@roberthalloriginals.com (519) 448-1236 or 1-800-360-2813

Website: <http://www.roberthalloriginals.com>

Sept 18-19 🇨🇦 "Wonders of the Earth" - The 42nd Scarborough Gem & Mineral Club Show

Sat. 10-6, Sun. 11-5.

Don Montgomery Community Centre, 2467 Eglinton Avenue East, Scarborough

Admission: adults \$5, children \$1

Contact: Gem & Mineral Club of Scarborough scarbgemclub@lycos.com

Website: www.scarbgemclub.ca

Sept 16-17 🇨🇦 40th Annual Gem Storm - A show and sale sponsored by the Kingston Lapidary and Mineral Club.

Sat. 10-6, Sun. 10-5.

Portsmouth Olympic Harbour, 53 Yonge St., Kingston, ON.

Features: Over 30 dealers; Children's mine, Jewellery Workshop

Information: Contact Les Moss, Show Chairman at emoss@cogeco.net

Website: <http://www.mineralclub.ca>

Nov 4-6 🇨🇦 1st Montreal Gem & Mineral Club Annual Show

Fri. 4 pm-10pm, Sat. 10 am-7pm, Sun. 10 am-5pm.

New Location :Place Bonaventure, 800 De La Gauchetiere West, Metro Bonaventure, Victoria Square

Admission: Adults \$7, Seniors \$6, Students \$5, under 12 free with adult

Features: 90 + dealers offering: precious gems, minerals, fossils, carvings, tools, books, beads and beading supplies, jewellery and jewellery supplies.

Website: <http://www.montrealgemmineralclub.ca/pages/AnnualShow.html>

Nov 5-7 🇨🇦 Robert Hall Originals Annual Fall Open House

Fri., Sat. & Sun 10 am-5pm

138 Sugar Maple Road, St. George Ontario

Features: Visit Robert Hall Originals for our Annual Fall Open House. Rocks, minerals, gems, beads, lapidary demonstrations & more!

Admission: Free

Contact: inquiry@roberthalloriginals.com (519) 448-1236 or 1-800-360-2813

Website: <http://www.roberthalloriginals.com>

Nov 6 🇨🇦 CMMA Fall Mini-Conference

The Burlington Arts & Cultural Centre, 1333 Lakeshore Road, Burlington, ON

Contact: Bill Lechner at 416-438-8908 or bill.lechner@rogers.com

Website: <http://canadianmicrominerals.ca/>

Nov 20-21 🇨🇦 London Gem and Mineral Show

Sat 9-6 Sun 10-5

Western Fairgrounds (Special Events Building)

Highway #401 to Highbury exit North,

west on Florence, North on Rectory - Main entrance

immediately on right hand side.

Features: Over 35 dealers, demonstrators, and educational talks

Admission: Adults \$5.00, Children \$2.00

Contact: Ken Dardano 519-831-3093 or Ken@unitedwayguelph.com

Website: www.gemandmineral.ca

May 6,7,8 - 2011 🇨🇦 Canadian Micro Mineral Association 48th Annual Symposium

Brock University, St. Catharines, Ontario.

Speakers: TBA

Contact: Bill Lechner at 416-438-8908 or bill.lechner@rogers.com

* Registration form available by request to the above. *